

## Espacenet my patents list on 17-08-2019 13:09

2 items in my patents list

Displaying selected publications

Publication	Title	Page
GB190622650 (A)	A New or Improved Carrier for Mounted...	2

N<sup>o</sup> 22,650



A.D. 1906

Date of Application, 13th Oct., 1906—Accepted, 17th Jan., 1907

COMPLETE SPECIFICATION.

**A New or Improved Carrier for Mounted Casts for Fishing,  
Fishing Lines and the like.**

5 We, HENRY MILWARD AND SONS LIMITED, of Washford Mills, Redditch, in the County of Worcester, Needle, Fish Hook and Fishing Tackle Manufacturers and JOHN FRANCIS POLLOCK, of No. 11 Barrack Street, Dundee, in the County of Forfar, Artist, do hereby declare the nature of the said invention and in what manner the same is to be performed to be particularly described and ascertained in and by the following statement:—

10 The said invention consists of the new or improved carrier herein after described for mounted casts, that is, lengths of gut having attached thereto shorter lengths of gut carrying at their free ends fish hooks on which artificial flies are mounted. The said carriers may also be used for carrying fishing lines, guts carrying flies and guts carrying hooks.

15 The carrier constituting the said invention is preferably made of card or millboard or other rigid non-metallic material but it may be made wholly or mainly of metal (preferably aluminium).

20 We will describe the said new or improved carrier in connection with the accompanying drawing, Figure 1 of which represents in side elevation the carrier before the application of a mounted cast or the like thereto, and Figure 2 is an edge view of the same.

Figure 3 is a similar view to Figure 1 showing the carrier in use.

25 The same letters of reference indicate the same parts in the several figures of the drawing.

30 *a* is a card or disc having projecting from opposite sides (or from one side only) ear pieces or tongues *a*<sup>2</sup> the said ear pieces or tongues being formed by piercing and slightly bonding portions of the card or disc out of the plane of the card or disc *a* as will be best understood by reference to Figure 2. The card or disc *a* also has in it a series of pierced holes or slots *b*. *b*.

To the opposite sides (or to one side only) of the card or disc *a* small discs *c* of felt, leather or the like are fixed by riveting or otherwise.

The carrier described is used as follows:—

35 In the storing of a mounted cast on the carrier the end fish hook of the cast is engaged with one of the holes or slots *b* and the gut is wound on the projecting ear pieces or tongues *a*<sup>2</sup> on one or other side of the card or disc *a* as is seen in Figure 3. As each mounted hook of the cast is brought, by the winding of the cast on the ear pieces *a*<sup>2</sup>, adjacent or near to the card *a* the said hook is engaged with one of the holes or slots *b*.

When the whole of the gut of the mounted cast is wound on the projecting ear pieces or tongues *a*<sup>2</sup> the free end is drawn under the disc *c* as is seen in Figure 3 the disc *c* acting as a cleat or binder and thereby preventing the accidental unwinding of the mounted cast from the carrier.

40 In the way described the carrier may be used to carry several mounted casts or the like on each side of the carrier. Or mounted casts may be arranged on one side of the carrier and a fishing line or lines on the other.

By the use of the new or improved carrier hereinbefore described and repre-

[Price 8d.]



*A New or Improved Carrier for Mounted Casts for Fishing, Fishing Lines, &c.*

sented not only is the carrying of mounted casts and the like conveniently effected but the winding and unwinding of the mounted casts, fishing lines or the like on and off the carrier are facilitated.

Although we prefer to employ the central binding discs *c* we wish it to be understood that the card or disc *a* with the tongues *a*<sup>2</sup> and holes or slots *b* <sup>5</sup> may be used alone.

And although we have represented the carrier as of a circular figure we wish it to be understood that we do not limit ourselves to the shape of the same, as the carrier may be square, oblong or of other figure; neither do we limit ourselves to the shapes of the ear pieces or tongues *a*<sup>2</sup> and holes or slots *b* represented. 10

Having now particularly described and ascertained the nature of the said invention and in what manner the same is to be performed we declare that what we claim is:—

First:—A carrier for mounted casts or the like consisting of a circular or other shaped card or plate (either metallic or non-metallic) having projecting 15 from one or both sides a series of bent tongues or ear pieces and also having in it holes or slots with which the hooks of the mounted casts are engaged substantially as hereinbefore described and illustrated in the accompanying drawing.

Secondly:—The addition to or combination with a card or disc of the kind 20 claimed in the prior claim of a binder or binders with which to engage the ends of the mounted casts or the like on the carrier substantially as hereinbefore described and represented in the accompanying drawing.

Dated the 12th day of October 1906

GEORGE SHAW & Co. 25  
35 Temple Row Birmingham.  
Agents for the Applicants.

Fig. 1.

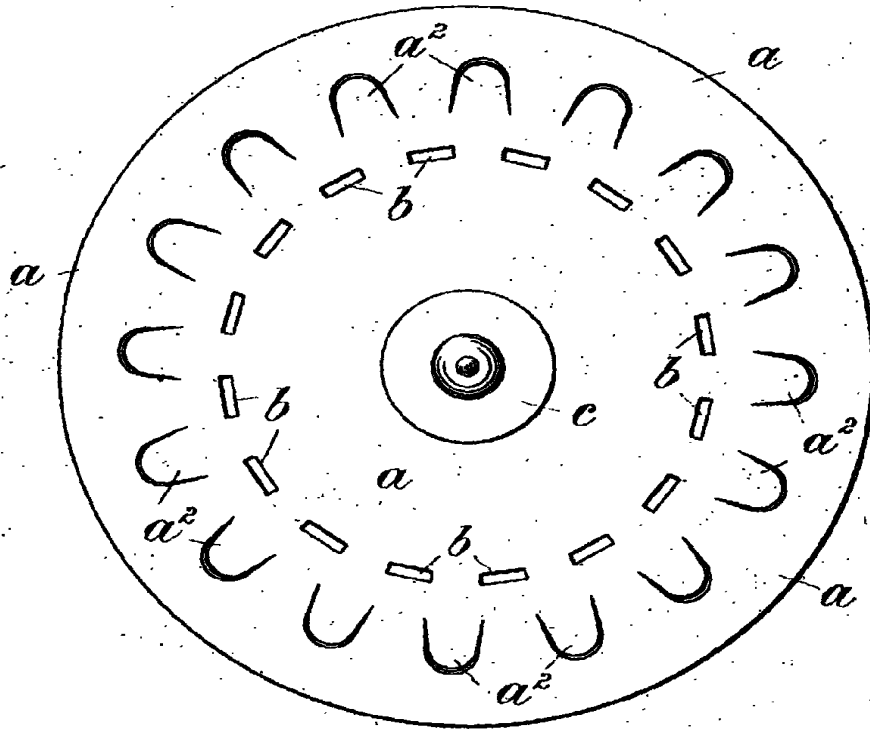


Fig. 2.

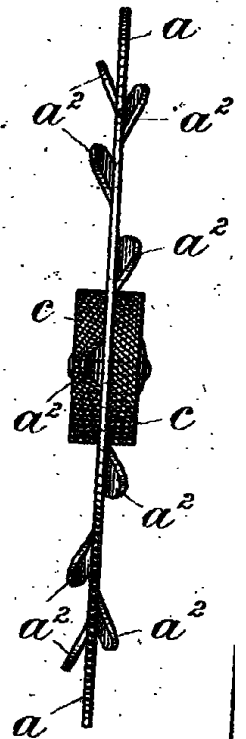
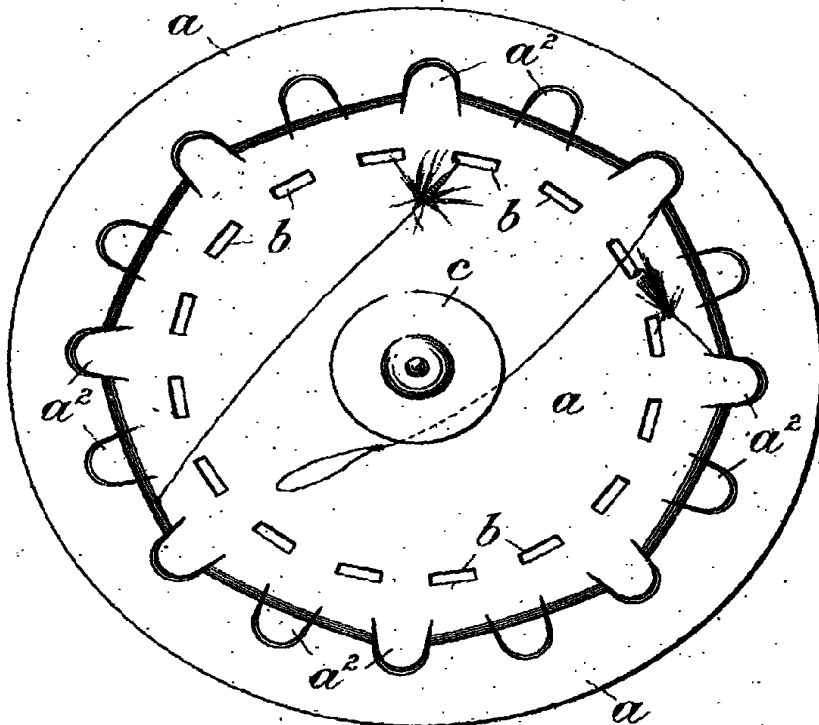


Fig. 3.



[This Drawing is a reproduction of the Original on a reduced scale.]

BIRMINGHAM  
FREE  
LIBRARIES.